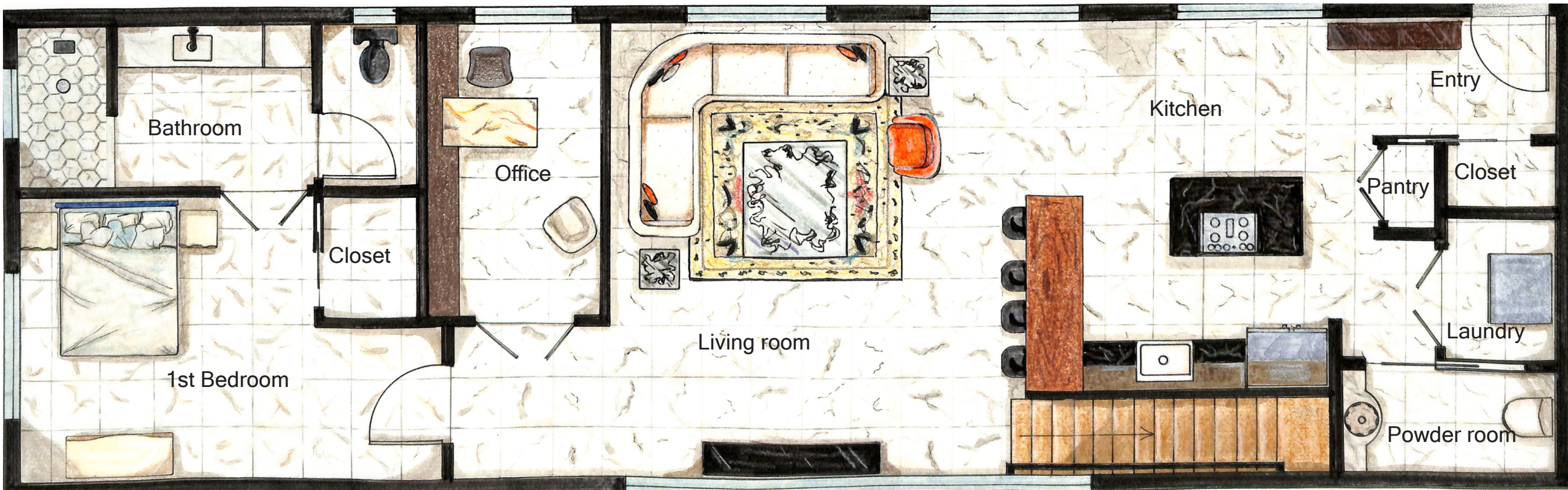


Keen's Pearlescent Town House

Mr. and Mrs. Keen have recently moved to Houston, and they don't have any kids yet. They are a social couple. During most of the holidays, they have gatherings with their friends. They mostly love to sit around and have drinks, play cards and games and watch movie. Now that they are remodeling their home, They expect a lot of extra and useful spaces for this purpose. They also would like a modern area and an open space that is trendy these days.

The concept for this project is to create a cohesive and visually appealing space that reflects the modern aesthetic while incorporating distinct color schemes for each floor. The first floor will feature a warm and inviting color scheme, utilizing earthy tones such as beige, taupe, and warm grays with a touch up of warm colors. This color palette will create a cozy and comfortable atmosphere for socializing and relaxation. On the other hand, the second floor will embrace a more vibrant and energetic color scheme. Bold and contrasting colors like gold, vibrant greens, and pops of yellow or orange will be incorporated to create a dynamic and lively ambiance. This floor will be designed to inspire creativity and productivity. To enhance the functionality and aesthetics of the space, built-in cabinets will be strategically placed throughout both floors. These cabinets will provide ample storage while seamlessly blending with the overall design. Additionally, carefully selected decor pieces, such as modern artwork, sculptures, and statement lighting fixtures, will be incorporated to add personality and visual interest to the space. Overall, this interior design concept aims to create a modern and visually striking house with two distinct color schemes for each floor,

along with built-in cabinets and carefully curated decor.



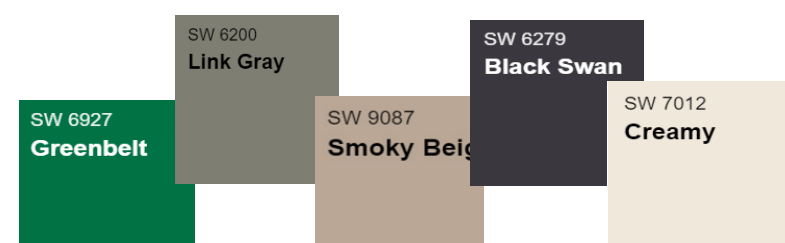
1st floor rendered plan



2nd floor rendered plan



1st floor color palette




2nd floor color color palette



Open living/ kitchen rendered Perspective



1st floor marble flooring




kitchen counter top




2nd floor wood flooring




Bathrooms floor




Showers wall




Kitchen, living room Elevation



Inside view1st Island Elevation



Living room view1st Island Elevation



Inside view 2nd Island Elevation



Living room view 2nd Island Elevation



Front view 2nd Island Elevation





Living room chair



Primary bedroom elevation



Primary bathroom elevation



Design by: Halek Mirdamadi

December 2023

Email: zmhalek71@yahoo.com

Phone: 346-754-9306